



UNIVERSITY OF CAMBRIDGE INTERNATIONAL EXAMINATIONS  
International General Certificate of Secondary Education

CANDIDATE  
NAME

CENTRE  
NUMBER

--	--	--	--

CANDIDATE  
NUMBER

--	--	--	--

\* 0 8 6 4 9 3 8 7 2 7 \*

**BIOLOGY**

**0610/63**

Paper 6 Alternative to Practical

**October/November 2011**

**1 hour**

Candidates answer on the Question Paper

No Additional Materials are required.

**READ THESE INSTRUCTIONS FIRST**

Write your Centre number, candidate number and name on all the work you hand in.

Write in dark blue or black pen.

You may use a pencil for any diagrams or graphs.

Do not use staples, paper clips, highlighters, glue or correction fluid.

**DO NOT WRITE IN ANY BARCODES.**

Answer **all** questions.

At the end of the examination, fasten all your work securely together.

The number of marks is given in brackets [ ] at the end of each question or part question.

For Examiner's Use	
1	
2	
3	
<b>Total</b>	

This document consists of **9** printed pages and **3** blank pages.



1 Two students carried out an investigation into reaction times.

Student 1 dropped a metre rule.

Student 2 tried to catch the metre rule as soon as possible after it had been dropped.

Fig. 1.1 shows a metre rule about to be dropped by Student 1, whilst Student 2 is ready to catch the rule.

Fig. 1.2 shows the metre rule after it has been caught.

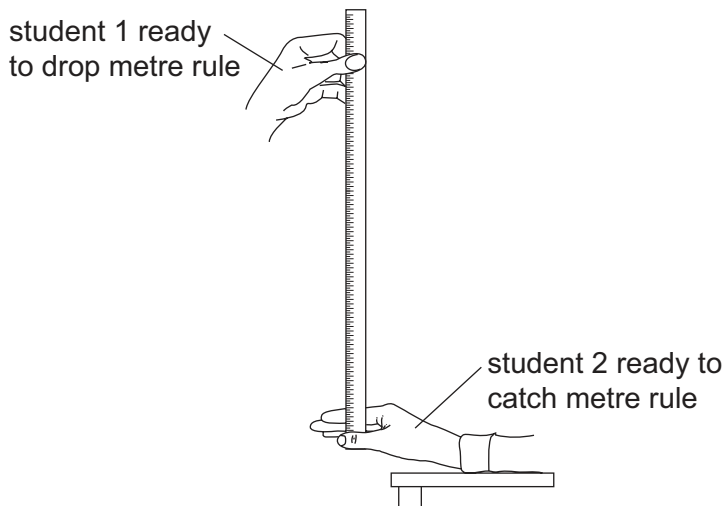


Fig. 1.1

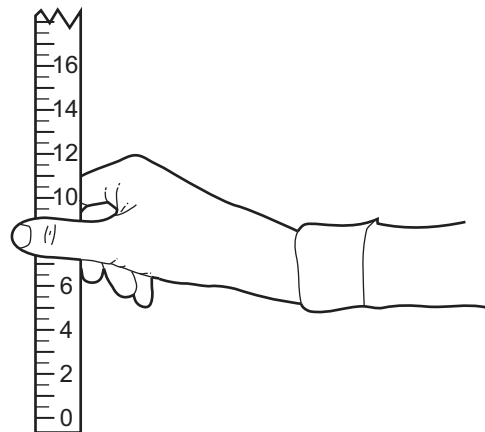


Fig. 1.2

Once the ruler has been caught, the distance from their thumb to the bottom of the ruler was measured in centimetres.

Three results for each hand were taken and recorded in Table 1.1.

The last result for the right hand is shown in Fig. 1.2.

(a) (i) Read the distance on the ruler and record this value in Table 1.1. [1]

Table 1.1

reading	distance ruler dropped / cm	
	left hand	right hand
1	22	16
2	16	12
3	13	.....
mean	17	.....

(ii) Complete Table 1.1 by calculating the mean distance for the right hand. [1]

(b) (i) Suggest what this experiment was designed to investigate.

.....  
 .....  
 ..... [1]

(ii) State three variables that should be kept the same throughout this investigation.

1 .....  
 2 .....  
 3 ..... [3]

(c) Approximate reaction times can be calculated from the distance the ruler has dropped.

Table 1.2 shows these approximate reaction times.

**Table 1.2**

distance / cm	reaction time / s
5	0.10
10	0.14
15	0.17
20	0.20
25	0.23

(i) Estimate the reaction times for the *left hand* and *right hand* using the mean distances in Table 1.1.

left hand .....  
 right hand ..... [2]

(ii) Explain what conclusion you can make about the reaction time of this student.

.....  
 .....  
 ..... [2]

(d) Some drugs act as stimulants on the body and others act as depressants.

Suggest how this experiment could be adapted to investigate the effect of a stimulant on reaction times.

.....  
.....  
.....  
.....  
.....  
.....  
.....  
.....

[3]


[Total: 13]

*For  
Examiner's  
Use*

2 Fig. 2.1 shows a fruit of a raspberry, *Rubus idaeus*.

This fruit is composed of many small fruits (fruitlets) joined together.

For  
Examiner's  
Use



**Fig. 2.1**

**(a)** Make a large, labelled drawing of this fruit.

[5]

48 of these fruits were collected and, for each fruit, the number of fruitlets was counted. The results were recorded as shown below.

For  
Examiner's  
Use


65	75	86	82	84	86	98	97
77	63	73	<del>53</del>	97	76	<del>59</del>	77
72	69	104	<del>59</del>	75	<del>52</del>	66	68
<del>52</del>	93	84	85	74	82	<del>59</del>	65
80	76	75	69	74	63	85	61
82	76	69	71	91	68	77	92

- (b) (i) Arrange the number of fruitlets in each fruit into a tally chart, as shown for 50 – 59 fruitlets.

tally of fruitlets in each fruit					
50 - 59	60 - 69	70 - 79	80 - 89	90 - 99	100 - 109
/// /					
6					

[3]

(ii) Construct a histogram to show the number of fruitlets per fruit.



For  
Examiner's  
Use

[5]

(c) Describe the type of distribution shown by the raspberry fruitlets.

.....  
..... [2]

(d) Raspberry fruits are sweet, juicy and brightly coloured.

Suggest how the seeds inside these fruits may be dispersed.

.....  
.....  
.....  
..... [2]

[Total: 17]

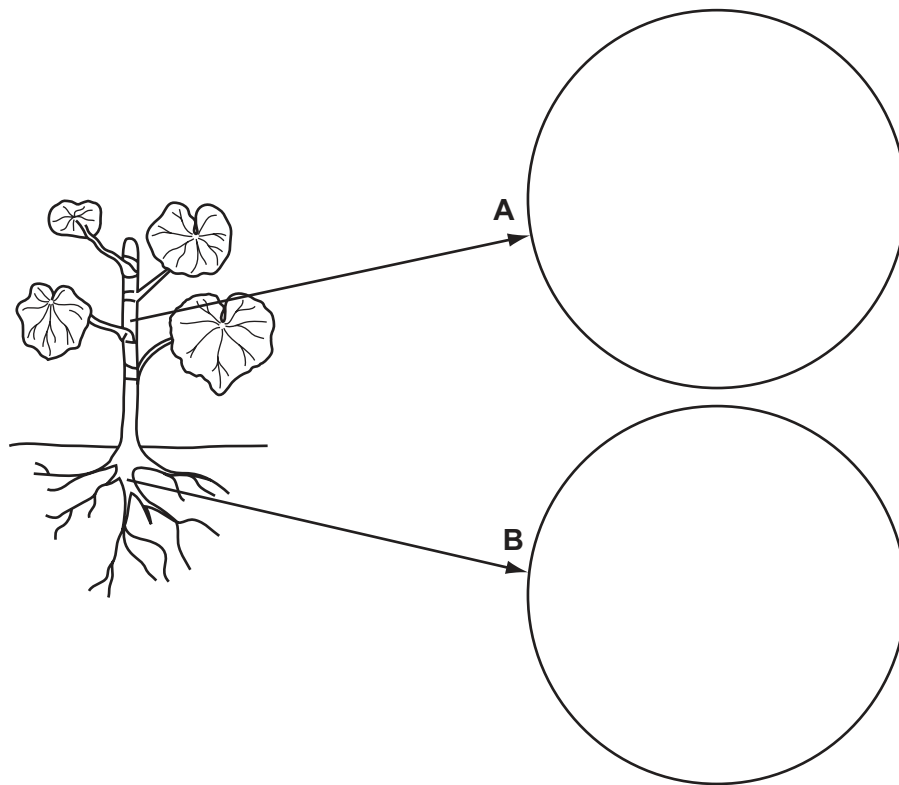
**3** Plants take up water through their roots.

Water passes to all parts of the plant through the xylem.

The leaves carry out photosynthesis to form sugars.

Phloem transports these sugars to different parts of the plant where they are stored in an insoluble form.

**(a)** Fig. 3.1 shows a young, unthickened dicotyledonous plant.



**Fig. 3.1**

- (i)** In circle **A**, draw the distribution of phloem and xylem as found in a section through a stem. Label the phloem and xylem. [3]
- (ii)** In circle **B**, draw the distribution of phloem and xylem as found in a section through a root. Label the phloem and xylem. [3]
- (b) (i)** Name the sugar that is transported in the phloem. [1]  
.....
- (ii)** Name the insoluble carbohydrate that is stored in plants. [1]  
.....



(c) Describe a food test you could carry out to show where the insoluble carbohydrate named in (b)(ii) is found in a root.

.....  
.....  
..... [2]

[Total:10]

*For  
Examiner's  
Use*





---

Permission to reproduce items where third-party owned material protected by copyright is included has been sought and cleared where possible. Every reasonable effort has been made by the publisher (UCLES) to trace copyright holders, but if any items requiring clearance have unwittingly been included, the publisher will be pleased to make amends at the earliest possible opportunity.

University of Cambridge International Examinations is part of the Cambridge Assessment Group. Cambridge Assessment is the brand name of University of Cambridge Local Examinations Syndicate (UCLES), which is itself a department of the University of Cambridge.